



**COLOURS, FABRIC AND OTHER CHARACTERISTICS**

chosen colours to be indicated on the sketch

**External fabric**

to be filled in by OMP

**Internal fabric**

to be filled in by OMP

**Number of suit layers**

to be filled in by OMP

**Neck external**Jersey  Fabric 

Colour

**Neck lining**Jersey  Fabric 

Colour

**Lumbar insert**Jersey  Fabric 

Colour

**Knit panels**

Colour

**Belt**

Colour

**Wrist cuffs**

Colour

**Ankle cuffs**

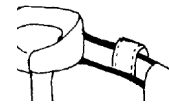
Colour

**Trousers without elastic****Co-pilot's pocket**

Colour

**Arm bellow jersey**

Colour

**Piping** Colour**Shoulder strap**

Colour

**Quilting**

Thread colour

**Strip****OMP Logo** - X-mark its position on to the drawings \* Badge  Embroidery

(\*) If not indicated on the, OMP logos will be placed as on standard production suits.

**Homologation**

to be filled in by OMP

**EMBROIDERY ON TO THE BELT****THREAD COLOUR** **ABCDEFGHIH**  
**abcdefghh** Font **A**, suggested dimensions from cm 0.76 to 5.72 in height. *ABCDEFGHIH*  
*abcdefghh* Font **B**, suggested dimensions from cm 0.89 to 10.16 in height.**COMSUMPTION****EXTRA CONSUMPTION**

Section to filled in by OMP

Section to filled in by OMP

## DRIVER'S CHART

This chart has to be duplicated each time it is necessary to do multiple orders.

TEAM: .....

DRIVER NAME: .....

FLAG / BLOOD Gr. (TO BE SEWN ON TO THE BELT): .....

STANDARD SUIT  SIZE: ..... QUANTITY: .....

TO MEASURE SUIT  QUANTITY: ..... For customized suits please fill in the following form.

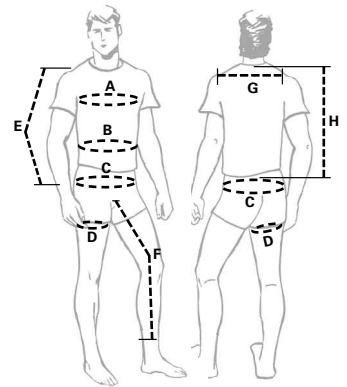
## YOUR SIZE

Confront your measurements with the ones indicated in the chart below. If they coincide with the measurements of a standard suit, indicate this in your order. If, e.g., your height is 180cm and your weight 80kg, you are in the middle of size 52. If your measurements differ from standard sizes, please verify accurately with a tailor measuring tape and fill in the column measurements.

## STANDARD SUITS

### WEARER'S MEASURES

	46	48	50	52	54	56	58	60	62	64
WEIGHT (kg)	60/70	65/75	70/80	75/85	83/88	85/92	87/95	90/100	95/110	105/115
HEIGHT (cm)	158/170	165/175	170/180	173/183	177/187	182/190	185/195	187/198	190/200	193/202
A - CHEST (cm)	91/94	95/98	99/102	103/106	107/110	111/114	115/118	119/122	123/126	127/130
B - WAISTLINE (cm)	79/82	83/86	87/90	91/94	95/98	99/102	103/106	107/110	111/114	115/119
C - HIPS (cm)	91/94	95/98	99/102	103/106	107/110	111/114	115/118	119/122	123/126	127/130
D - THIGH (cm)	51/54	53/56	55/58	57/60	59/62	61/63	63/66	65/68	67/70	68/72
E - ARM (cm)	58/62	60/64	62/66	64/68	66/70	68/72	70/74	71/75	71/75	72/76
F - INSIDE LEG (cm)	72/76	74/78	76/80	78/82	80/84	82/86	84/88	85/89	85/89	87/91
G - SHOULDERS (cm)	39/42	41/45	43/47	45/50	46/51	46/52	47/53	48/54	49/55	50/56
H - BACK (cm)	46/49	46/50	47/51	48/52	48/53	49/54	49/55	50/56	51/56	52/58



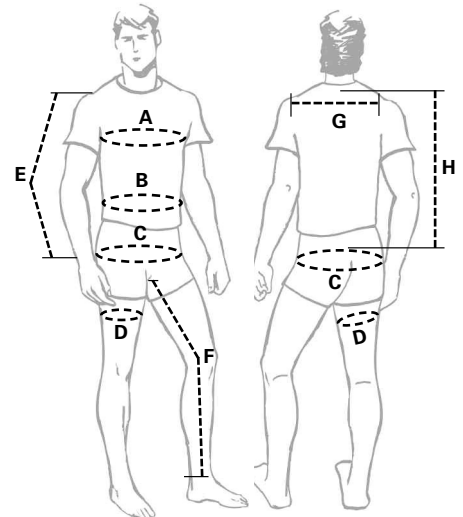
### WEARER'S MEASURES

Measure against the body and undergarments of the driver.  
Attention: in the section "made to measure" on our website you can find measuring instructions.


WEIGHT (kg):

HEIGHT (cm):

	MEASURES	RESERVED TO THE PRODUCTION
A - CHEST (cm - just under the arms)		
B - WAISTLINE (cm)		
C - HIPS (cm)		
D - THIGH (cm)		
E - ARM (cm - from the shoulder point to the wrist)		
F - INSIDE LEG (cm - dal cavallo alla caviglia)		
G - SHOULDERS (cm)		
H - BACK (cm - from the base of the neck to the waistline)		



### BUILD



## OTHER ACCESSOIRES

LONG SLEEVED TOP: ..... LONG JOHNS: .....

BALACLAVA: ..... SOCKS: .....

GLOVES: ..... BOOTS: .....